



VISION ZERØ

CITY OF PHILADELPHIA



What is Vision Zero?


What is Vision Zero?

A policy that states clearly that traffic deaths are preventable and unacceptable.


CORE PRINCIPLES:

- Human life takes priority over mobility;
- Human error is inevitable and unpredictable;
- People are inherently vulnerable and speed is a fundamental predictor of crash survival;
- Safe human behaviors, education, and enforcement are essential contributors to a safe system.


WHEN A PERSON IS HIT BY A DRIVER AT...



1 OUT OF **10** DIE



5 OUT OF **10** DIE



9 OUT OF **10** DIE

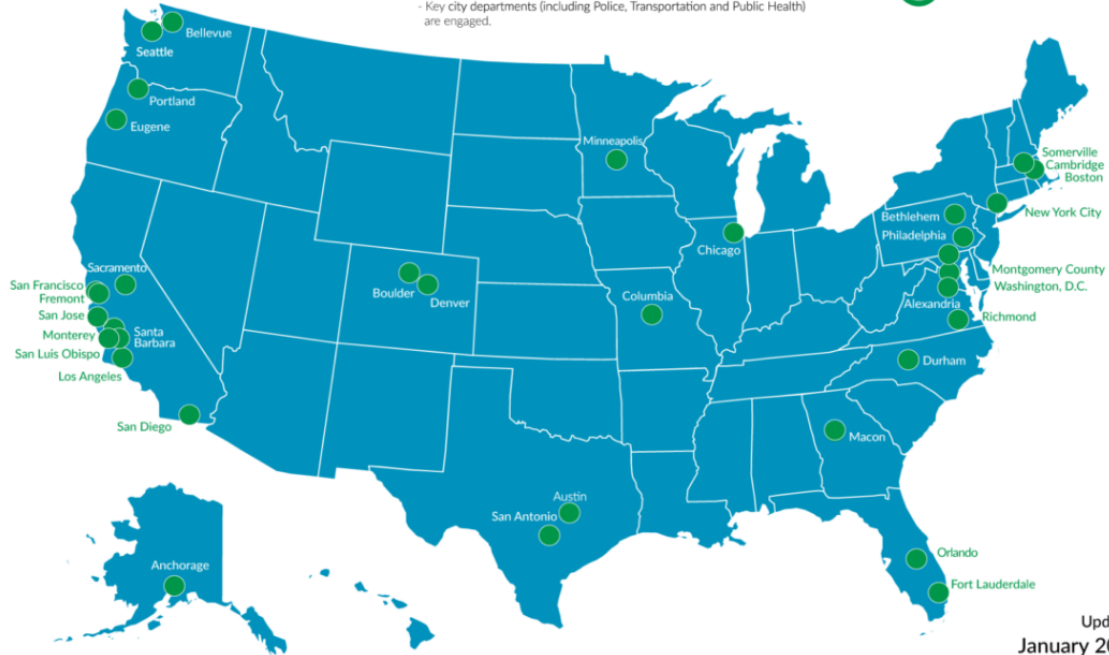
Slowing down saves lives.

Where has Vision Zero been adopted?

Vision Zero Cities

A Vision Zero City meets the following minimum standards:

- Sets clear goal of eliminating traffic fatalities and severe injuries
- Mayor has publicly, officially committed to Vision Zero
- Vision Zero plan or strategy is in place, or Mayor has committed to doing so in clear time frame
- Key city departments (including Police, Transportation and Public Health) are engaged.



Updated
January 2018

Why Vision Zero in Philadelphia?

Every year, there are nearly 10,000 reported crashes on Philadelphia streets.

5-YEAR TREND:

- 2013: 80 killed / 225 severely injured
- 2014: 82 killed / 223 severely injured
- 2015: 83 killed / 250 severely injured
- 2016: 96 killed / 252 severely injured
- 2017: 78 killed / 244 severely injured

100 PEOPLE EVERY YEAR



100 people are killed in traffic related crashes.

Why Vision Zero in Philadelphia?

Every year, there are over 10,000 reported crashes in Philadelphia.

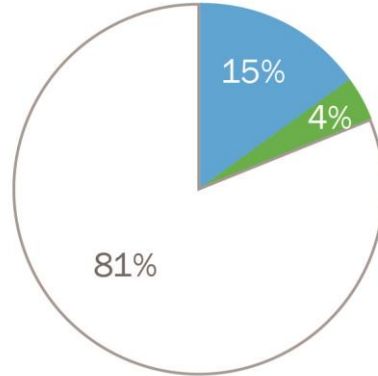
4 CHILDREN EVERY DAY



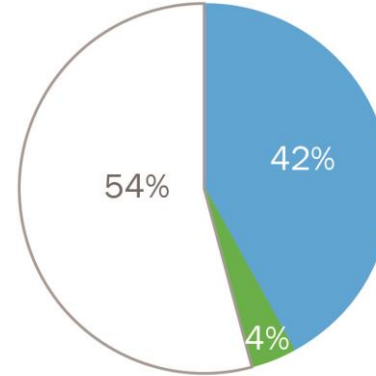
4 children every day are reported to be involved in traffic crashes.

Traffic deaths by mode

People Involved in Crashes
2013 - 2017



People Killed in Crashes
2013 - 2017

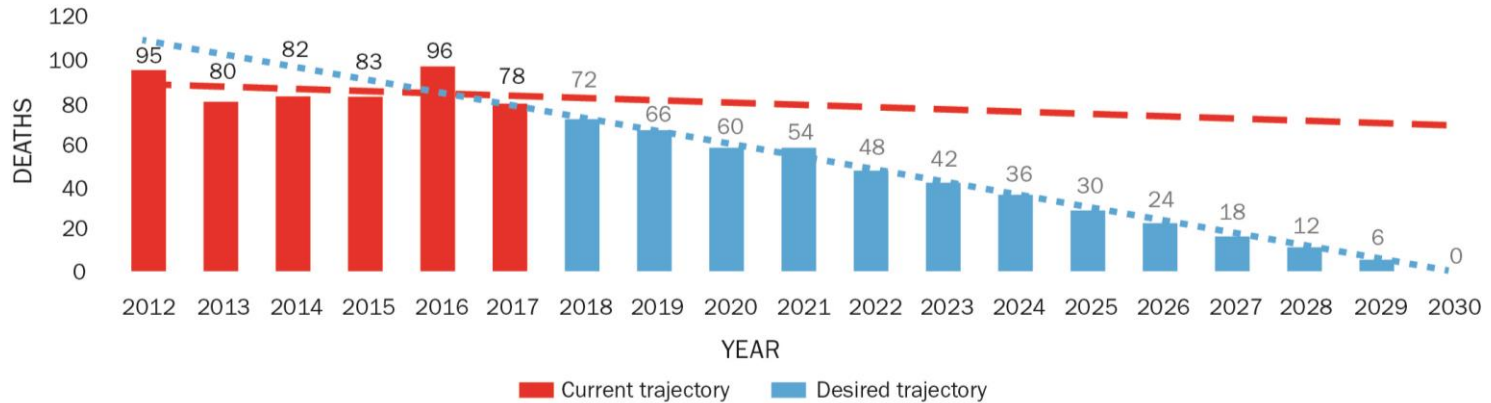


■ People Walking ■ People Biking □ People in Motor Vehicles

Source: PennDOT

Vision Zero trendline

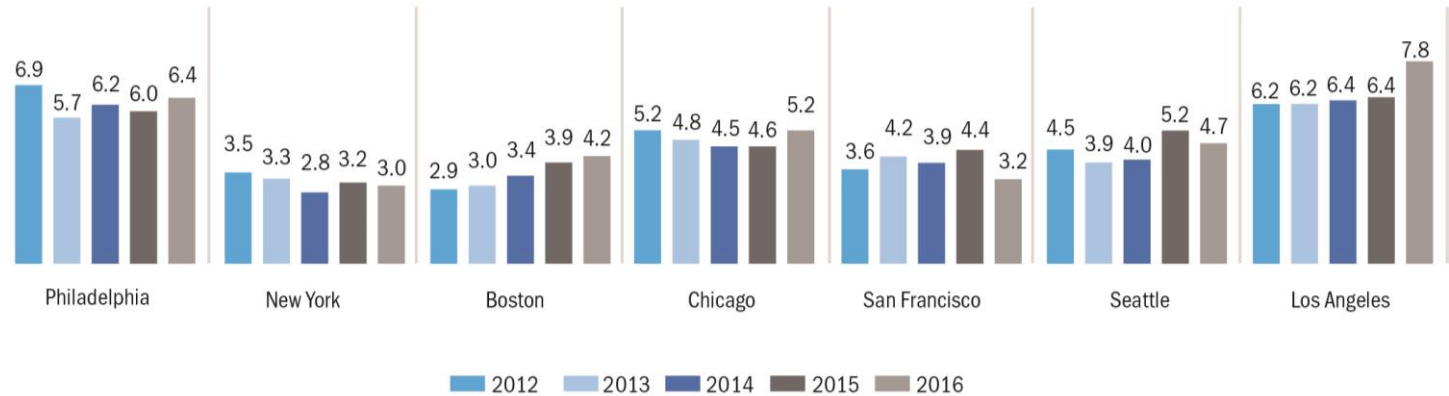
Current & Desired Trendline for Vision Zero in Philadelphia



Source: PennDOT, 2012 – 2017

Traffic death rates

Traffic deaths per 100,000 residents



Source: NHTSA (NHSTA includes interstate traffic deaths and is tracked at the county level.)



**VISION
ZERØ**

CITY OF PHILADELPHIA

**OUR CITY AND OUR
FAMILIES DESERVE
SAFER STREETS.**

Zero traffic deaths by 2030.

Vision Zero principles to priorities

- Evaluation/data;
 - Engineering;
 - Education/engagement;
 - Enforcement;
 - Fleet management;
 - Policy
- 
- Equity

Get involved

- Visit www.VisionZeroPHL.com to
 - Read the 2017 Three-Year Action Plan
 - Take the Vision Zero pledge
 - Tell us where you see you problems on city streets
 - Share #VisionZeroPHL social media messages
- Spread the word that we all deserve safer streets